

VIKING PRODUCT MANUAL

COMMUNICATION & SECURITY SOLUTIONS

Add Loud Ringing to Any Analog Phone

The **SR-1** will generate loud ringing from an analog ringing line or from a dry contact closure. There are 4 different ringing sounds to choose from. Loudness is easily adjusted with a volume control and test button.

The **SR-1**'s unique sounding rings are useful for employees that often work away from their desks, allowing them to instantly recognize when their phone is ringing. A second set of contact inputs will trigger a door chime (doorbell) sound. This can be used to notify that a door has opened or used as a door bell or push for assistance button.

The **SR-1** comes complete with a power supply and connections for an optional external speaker.



Features

- Loud ringing from an analog line
- Loud ringing from a dry contact closure
- Choose one of four ringing sounds:
 - Electronic warble (traditional loud ringer)
 - Double gong (two identical "gong" tones)
 - Quadruple chime (four descending chime tones)
 - Electronic Bell
- Adjustable volume control
- Provides a door chime tone for either a door bell, a door open sensor, or a "Push for Assistance" button
- Test button for setting volume
- External 8 Ohm speaker can be added
- Power supply included

Applications

- Single line loud ringing
- Night bell ringing
- Business/offices/small warehouses
- Floating employee
- "Push Button for Assistance" chime
- Push button doorbell

Specifications

Power: 120V AC/13.8V AC 1.25A, UL listed adapter provided

Dimensions: 5.5" x 4.5" x 1.7" (140mm x 115mm x 43mm)

Shipping Weight: 1.5 lbs (0.75 kg)

Environmental: 32°F to 90°F (0°C to 32°C) with 5% to 95% noncondensing humidity

Maximum Sound Pressure: 90 db @ 1 meter (nominal)

105 db with added 25AE Paging Horn

Connections: 6 cage clamp screw terminals

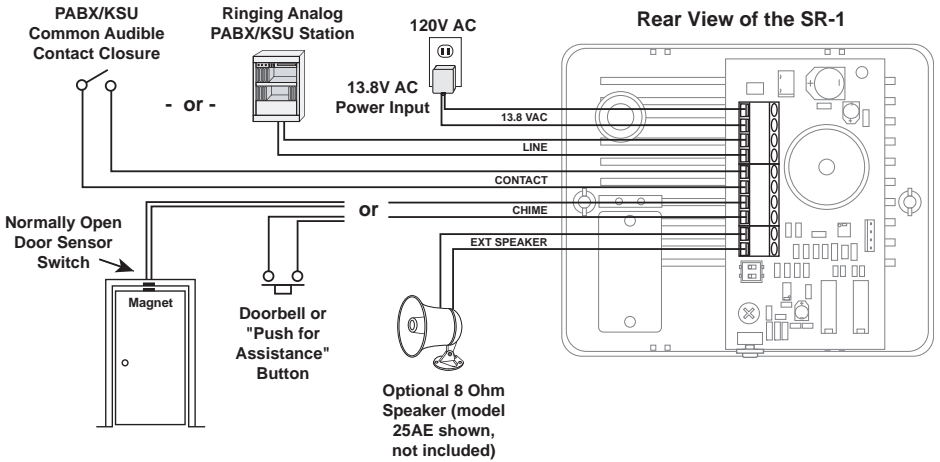
www.VikingElectronics.com

Information: 715-386-8861

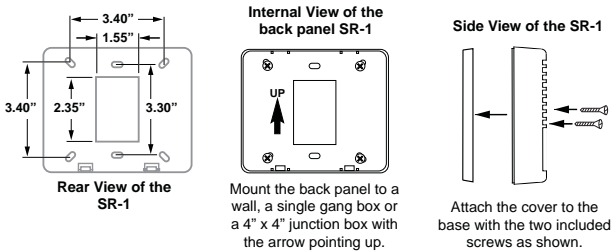
Installation

IMPORTANT: Electronic devices are susceptible to lightning and power station electrical surges from both the AC outlet and the telephone line. It is recommended that a surge protector be installed to protect against such surges.

A. Wiring the SR-1



B. Mounting the SR-1



Programming

The **SR-1** contains two different functions: loud ringing and door chime. Use the following sections to program and set-up each function.

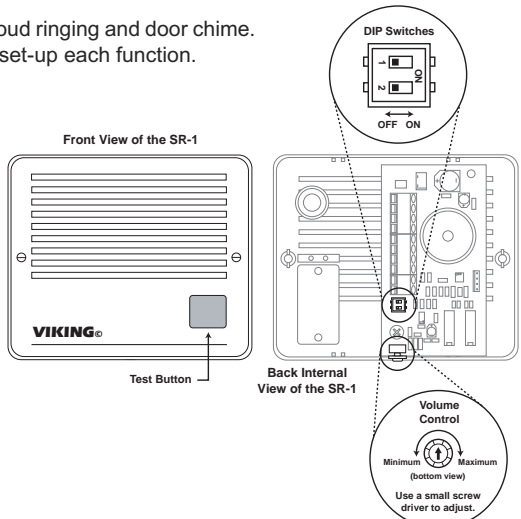
A. Single Line Loud Ringer

1. DIP Switch Programming

Sw 1	Sw 2	Description
OFF	OFF	Electronic Warble
OFF	ON	Double Gong
ON	OFF	Quadruple Chime
ON	ON	Electronic Bell

2. Test Button

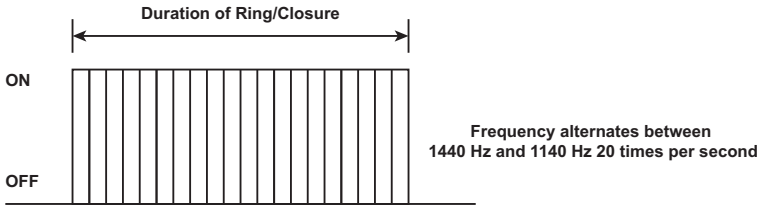
The **Test Button** is used to test the selected tone and set the volume level.



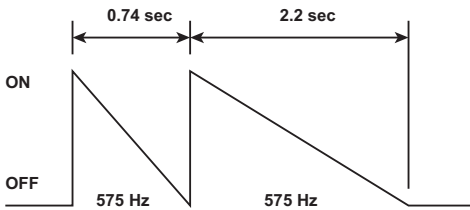
3. Sound Output Specifications for Loud Ringer

All tones require a minimum of 180ms of ringing voltage (or contact closure) to trigger. Once triggered, the electronic warble and electronic bell will run continuously until ringing stops (or contacts open). All other tones (double gong, quadruple chime, and doorbell) will run through their full sequence once and will not cycle again until the ringing stops (or contact opens) for at least 50ms and a second ring signal (or contact closure) triggers them again.

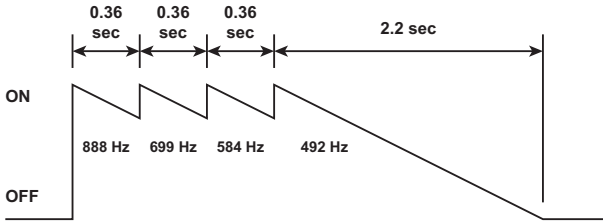
a. Electronic Warble (traditional loud ringer)



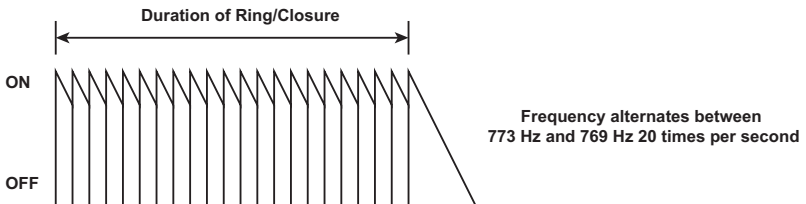
b. Double Gong (two "gong" tones)



c. Quadruple Chime (four descending chime tones)

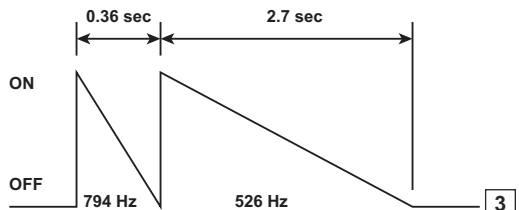


d. Electronic Bell



B. Door Chime

A second set of contact inputs will trigger a door chime (doorbell) sound. This can be used to notify that a door has opened or used as a door bell or push for assistance button. A momentary contact closure on the door chime screw terminals will produce the door chime (Ding-Dong) tones (right).



Operation

The **SR-1** will monitor for ringing on an analog phone line such as a PABX/KSU station and will produce the selected loud ringing tone when ring voltage is detected. A dry contact closure can also be used to trigger the selected loud ringing tone. Select the electronic warble tone (traditional loud ringing) for noisy areas. The softer chime and bell tones work well in less noisy environments. The front panel **Test Button** can be used to easily set the volume level.

A momentary contact closure on the door chime screw terminals will produce the door chime (Ding-Dong) tones. This can be used to notify that a door has been opened, or used as a doorbell, or "Push for Assistance" button.

An external 8 Ohm speaker can be used for greater volume and/or additional coverage.

Warranty

IF YOU HAVE A PROBLEM WITH A VIKING PRODUCT, CONTACT: VIKING TECHNICAL SUPPORT AT 715-386-8666

Our Technical Support Department is available for assistance Monday through Friday, 8:00am - 5:00pm central time. So that we can give you better service, before you call please:

1. Know the model number, the serial number and what software version you have (see serial label).
2. Have your Product Manual in front of you.
3. It is best if you are on site.

RETURNING PRODUCT FOR REPAIR

The following procedure is for equipment that needs repair:

1. Customer must contact Viking's Technical Support Department at 715-386-8666 to obtain a Return Authorization (RA) number. The customer MUST have a complete description of the problem, with all pertinent information regarding the defect, such as options set, conditions, symptoms, methods to duplicate problem, frequency of failure, etc.
2. Packing: Return equipment in original box or in proper packing so that damage will not occur while in transit. Static sensitive equipment such as a circuit board should be in an anti-static bag, sandwiched between foam and individually boxed. All equipment should be wrapped to avoid packing material lodging in or sticking to the equipment. Include ALL parts of the equipment. C.O.D. or freight collect shipments cannot be accepted. Ship cartons prepaid to: **Viking Electronics, 1531 Industrial Street, Hudson, WI 54016**
3. Return shipping address: Be sure to include your return shipping address inside the box. We cannot ship to a PO Box.
4. RA number on carton: In large printing, write the R.A. number on the outside of each carton being returned.

RETURNING PRODUCT FOR EXCHANGE

The following procedure is for equipment that has failed out-of-box (within 10 days of purchase):

1. Customer must contact Viking's Technical Support at 715-386-8666 to determine possible causes for the problem. The customer MUST be able to step through recommended tests for diagnosis.
2. If the Technical Support Product Specialist determines that the equipment is defective based on the customer's input and troubleshooting, a Return Authorization (R.A.) number will be issued. This number is valid for fourteen (14) calendar days from the date of issue.
3. After obtaining the R.A. number, return the approved equipment to your distributor, referencing the R.A. number. Your distributor will then replace the Viking product using the same R.A. number.
4. **The distributor will NOT exchange this product without first obtaining the R.A. number from you. If you haven't followed the steps listed in 1, 2 and 3, be aware that you will have to pay a restocking charge.**

TWO YEAR LIMITED WARRANTY

Viking warrants its products to be free from defects in the workmanship or materials, under normal use and service, for a period of two years from the date of purchase from any authorized Viking distributor. If at any time during the warranty period, the product is deemed defective or malfunctions, return the product to Viking Electronics, Inc., 1531 Industrial Street, Hudson, WI., 54016. Customer must contact Viking's Technical Support Department at 715-386-8666 to obtain a Return Authorization (R.A.) number.

This warranty does not cover any damage to the product due to lightning, over voltage, under voltage, accident, misuse, abuse, negligence or any damage caused by use of the product by the purchaser or others. This warranty does not cover non-EWP products that have been exposed to wet or corrosive environments. This warranty does not cover stainless steel surfaces that have not been properly maintained.

NO OTHER WARRANTIES. VIKING MAKES NO WARRANTIES RELATING TO ITS PRODUCTS OTHER THAN AS DESCRIBED ABOVE AND DISCLAIMS ANY EXPRESS OR IMPLIED WARRANTIES OR MERCHANTABILITY OR FITNESS FOR ANY PARTICULAR PURPOSE.

EXCLUSION OF CONSEQUENTIAL DAMAGES. VIKING SHALL NOT, UNDER ANY CIRCUMSTANCES, BE LIABLE TO PURCHASER, OR ANY OTHER PARTY, FOR CONSEQUENTIAL, INCIDENTAL, SPECIAL OR EXEMPLARY DAMAGES ARISING OUT OF OR RELATED TO THE SALE OR USE OF THE PRODUCT SOLD HEREUNDER.

EXCLUSIVE REMEDY AND LIMITATION OF LIABILITY. WHETHER IN AN ACTION BASED ON CONTRACT, TORT (INCLUDING NEGLIGENCE OR STRICT LIABILITY) OR ANY OTHER LEGAL THEORY, ANY LIABILITY OF VIKING SHALL BE LIMITED TO REPAIR OR REPLACEMENT OF THE PRODUCT, OR AT VIKING'S OPTION, REFUND OF THE PURCHASE PRICE AS THE EXCLUSIVE REMEDY AND ANY LIABILITY OF VIKING SHALL BE SO LIMITED.

IT IS EXPRESSLY UNDERSTOOD AND AGREED THAT EACH AND EVERY PROVISION OF THIS AGREEMENT WHICH PROVIDES FOR DISCLAIMER OF WARRANTIES, EXCLUSION OF CONSEQUENTIAL DAMAGES, AND EXCLUSIVE REMEDY AND LIMITATION OF LIABILITY, ARE SEVERABLE FROM ANY OTHER PROVISION AND EACH PROVISION IS A SEPARABLE AND INDEPENDENT ELEMENT OF RISK ALLOCATION AND IS INTENDED TO BE ENFORCED AS SUCH.

PART 15 LIMITATIONS

This equipment has been tested and found to comply with the limits for a Class A digital device, pursuant to Part 15 of the FCC Rules. These limits are designed to provide reasonable protection against harmful interference when the equipment is operated in a commercial environment. This equipment generates, uses, and can radiate radio frequency energy and, if not installed and used in accordance with the instruction manual, may cause harmful interference to radio communications. Operation of this equipment in a residential area is likely to cause harmful interference in which case the user will be required to correct the interference at his own expense.

Product Support: 715-386-8666

Due to the dynamic nature of the product design, the information contained in this document is subject to change without notice. Viking Electronics, and its affiliates and/or subsidiaries assume no responsibility for errors and omissions contained in this information. Revisions of this document or new editions of it may be issued to incorporate such changes.