

Add Panel Lighting to Your Viking Doorbox or Entry Phone

The **VE-LIGHT** kit adds bright LED illumination to any doorbox or entry phone that is housed in a Viking **VE-5x5**, **VE-6x7** or **VE-5x10** enclosure. It can also be used on Viking's **E-1600A-BLT-EWP** tower phone.

The stainless steel bracket is easily mounted using existing holes and hardware. Two bright white LEDs are used as the light source, so there are no filaments to break or bulbs to burn out.

If used with the **W-1000**, **W-3000** or **W-3005**, the **VE-LIGHT** can be wired directly to the AC power input of the doorbox, or use the included 12 volt power supply. Any power source between 12 and 24 volts, AC or DC can be used to supply the **VE-LIGHT** with power.



VE-LIGHT shown above with Viking W-3000 and VE-5x5 (not included)

Applications

- The **VE-LIGHT** is designed to be used in conjunction with the following Viking products

Viking Model	VE Model	DOD#
E-10A/EWP	VE-5X5 / SS	210
E-30/EWP	VE-5X5 / SS	212
E-30-PT/EWP	VE-5X5 / SS	214
E-35/EWP	VE-5X5 / SS	178
E-1600-20A/EWP	VE-5X5 / SS	215
E-1600-30A/EWP	VE-5X5 / SS	215
E-1600A-BLT-EWP	(included)	217
E-1600A-BLT2-EWP	(included)	217
K-1200/EWP	VE-5x10 / SS	182
K-1205/EWP	VE-5x10 / SS	183
K-1500-7	VE-5x10 / SS	352
K-1700-3/EWP	VE-6x7 / SS	157
K-1705-3/EWP	VE-6x7 / SS	159
K-1900-7/EWP	VE-5x10 / SS	364
K-1900-8/EWP	VE-5x10 / SS	362
W-1000/EWP	VE-5X5 / SS	170
W-3000/EWP	VE-5X5 / SS	180
W-3005/EWP	VE-5X5 / SS	181

Features

- Ultra bright LEDs for long life
- Easy retro-fit to existing entry phones
- Can use the same power source as doorbox
- Can be powered from 12 to 24 volts AC or DC

www.vikingelectronics.com

Information: (715) 386-8861

Specifications

Power: 120V AC/12V DC 500mA, UL listed adapter provided or use any 12-24V AC or DC source @ 50mA

Dimensions: 5" x 3" x 1"(127mm x 8mm x 25mm)
Environmental: -15°F to 130°F (-26°C to 54°C) with 5% to 95% non-condensing humidity

Shipping Weights: 1 lb (0.45 kg)

Maximum Power Run: 1000 ft (304m) using 24 AWG wire

Material: 24 gauge Marine Grade 316 stainless steel

Installation

IMPORTANT: Electronic devices are susceptible to lightning and power station electrical surges from both the AC outlet and the telephone line. It is recommended that a surge protector be installed to protect against such surges.

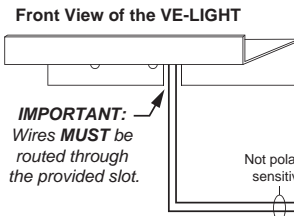
A. Using the Power Input Terminals of a Viking Doorbox

Step 1	When using the power terminals, make sure your product is listed in Diagram 1 . If your product is not listed please see section B below and wire using the included power supply.
Step 2	Disconnect power from the doorbox or phone.
Step 3	Remove the doorbox or phone from the surface mount box.
Step 4	Connect the two wires from the VE-LIGHT to the power input terminals of the doorbox (see Diagram 2). Note: Wires can be connected in either polarity.
Step 5	Place the VE-LIGHT bracket against the upper mounting lip of the surface mount box and route wires through the provided slot (see Diagram 2).
Step 6	Carefully place the phone or doorbox back into the surface mount box, making sure the wires stay in the slot (see Diagram 5).

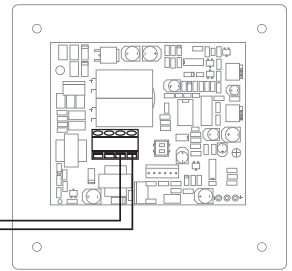
Diagram 1

Viking Model	DOD#
K-1200/EWP	182
K-1205/EWP	183
W-1000/EWP	170
W-3000/EWP	180
W-3005/EWP	181

Diagram 2



Rear View of Viking Doorbox
(not included)



B. Using the Included Power Supply (see Diagram 3)

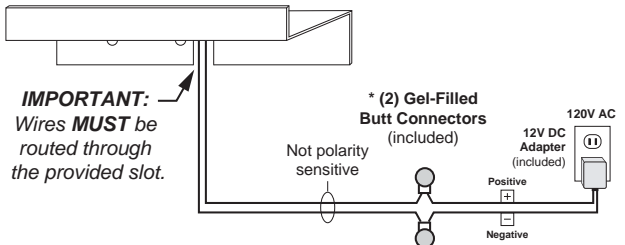
Step 1	Disconnect power from the doorbox or phone.
Step 2	Remove the doorbox or phone from the surface mount box.
Step 3	Connect the two wires from the VE-LIGHT to the included power supply using the included butt connectors (see Diagram 4). Note: Wires can be connected in either polarity.
Step 4	Place the VE-LIGHT bracket against the upper mounting lip of the surface mount box and route wires through the provided slot (see Diagram 4).
Step 5	Carefully place the phone or doorbox back into the surface mount box, making sure the wires stay in the slot (see Diagram 5).

Diagram 3

Viking Model	DOD#
E-10A/EWP	210
E-30/EWP	212
E-30-PT/EWP	214
E-35/EWP	178
E-1600-20A/EWP	215
E-1600-30A/EWP	215
E-1600A-BLT-EWP	217
E-1600A-BLT2-EWP	217
K-1500-7	352
K-1700-3/EWP	157
K-1705-3/EWP	159
K-1900-7/EWP	364
2 K-1900-8/EWP	362

Diagram 4

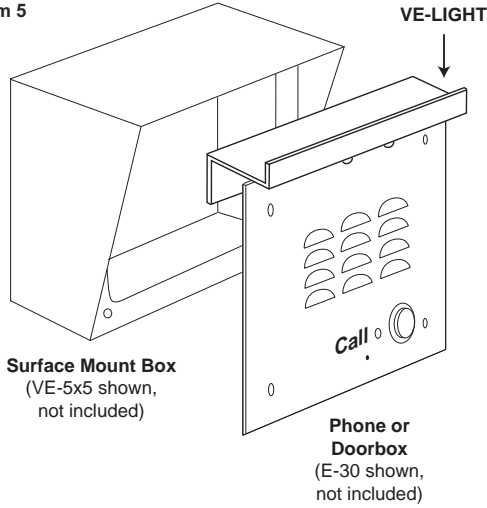
Front View of the VE-LIGHT



*** Note:** The gel-filled (water-tight) butt connectors are designed for insulation displacement on 19-26 gauge wire with a maximum insulation of 0.082 inches. Do not strip wires prior to terminating.

C. Mounting with a Surface Mount Box and Phone or Doorbox

Diagram 5



Surface Mount Box
(VE-5x5 shown,
not included)

Phone or
Doorbox
(E-30 shown,
not included)

Related Products

Surface Mount Viking Products While Maintaining Weather and Vandal Resistance

The **VE-5x5**, **VE-6x7** and **VE-5x10** add vandal and weather resistance, as well as versatility to many Viking products. The **VE-Series** backboxes are available in black fine texture powder painted steel or Marine Grade 316 stainless steel. The weather resistant boxes are designed to be surface mounted to a wall, post, single gang box, or a **VE-GNP** gooseneck pedestal.

For more information
see DOD# 424



The **VE-5x5** is designed to be used with the **E-10A-EWP**, **E-30-EWP**, **E-30-PT-EWP**, **E-60-EWP**, **E-65-EWP**, **E-70-EWP**, **E-75-EWP** entry phones, the **E-1600-20A-EWP** and **E-1600-30A-EWP** emergency phones, as well as the **W-1000-EWP** and **W-3000-EWP** handsfree doorboxes. The **VE-6x7** is designed to be used with the **K-1700-3-EWP** and **K-1705-EWP** entry phones and the **VE-5x10** is designed to be used with the **K-1900-7-EWP** and the **K-1900-8-EWP** vandal resistant phones.

The **VE-GNP** gooseneck pedestals are designed to be used with the **VE-5x5**, **VE-6x7** and **VE-5x10** backboxes and are ideal for drive up communications. The **VE-PNL's** are **VE-Series** backboxes with a blank aluminum panel. The user can customize the clear-coated aluminum panel to mount a **PRX-1** card reader, **PRX-2** keypad or switch. The kits come complete with box, gasket, panel and screws. Model numbers that end with "SS" are stainless steel version. **Note:** The use of magnets to mount the **VE-Series** enclosure to a metal surface can affect the operation of the enclosed product.



Warranty

IF YOU HAVE A PROBLEM WITH A VIKING PRODUCT, CONTACT: VIKING TECHNICAL SUPPORT AT (715) 386-8666

Our Technical Support Department is available for assistance Monday 8am - 4pm and Tuesday through Friday 8am - 5pm central time. So that we can give you better service, before you call please:

1. Know the model number, the serial number and what software version you have (see serial label).
2. Have your Product Manual in front of you.
3. It is best if you are on site.

RETURNING PRODUCT FOR REPAIR

The following procedure is for equipment that needs repair:

1. Customer must contact Viking's Technical Support Department at 715-386-8666 to obtain a Return Authorization (RA) number. The customer MUST have a complete description of the problem, with all pertinent information regarding the defect, such as options set, conditions, symptoms, methods to duplicate problem, frequency of failure, etc.
2. Packing: Return equipment in original box or in proper packing so that damage will not occur while in transit. Static sensitive equipment such as a circuit board should be in an anti-static bag, sandwiched between foam and individually boxed. All equipment should be wrapped to avoid packing material lodging in or sticking to the equipment. Include ALL parts of the equipment. C.O.D. or freight collect shipments cannot be accepted. Ship cartons prepaid to: **Viking Electronics, 1531 Industrial Street, Hudson, WI 54016**
3. Return shipping address: Be sure to include your return shipping address inside the box. We cannot ship to a PO Box.
4. RA number on carton: In large printing, write the R.A. number on the outside of each carton being returned.

RETURNING PRODUCT FOR EXCHANGE

The following procedure is for equipment that has failed out-of-box (within 10 days of purchase):

1. Customer must contact Viking's Technical Support at 715-386-8666 to determine possible causes for the problem. The customer MUST be able to step through recommended tests for diagnosis.
2. If the Technical Support Product Specialist determines that the equipment is defective based on the customer's input and troubleshooting, a Return Authorization (R.A.) number will be issued. This number is valid for fourteen (14) calendar days from the date of issue.
3. After obtaining the R.A. number, return the approved equipment to your distributor, referencing the R.A. number. Your distributor will then replace the Viking product using the same R.A. number.
4. **The distributor will NOT exchange this product without first obtaining the R.A. number from you. If you haven't followed the steps listed in 1, 2 and 3, be aware that you will have to pay a restocking charge.**

TWO YEAR LIMITED WARRANTY

Viking warrants its products to be free from defects in the workmanship or materials, under normal use and service, for a period of two years from the date of purchase from any authorized Viking distributor. If at any time during the warranty period, the product is deemed defective or malfunctions, return the product to Viking Electronics, Inc., 1531 Industrial Street, Hudson, WI., 54016. Customer must contact Viking's Technical Support Department at 715-386-8666 to obtain a Return Authorization (R.A.) number.

This warranty does not cover any damage to the product due to lightning, over voltage, under voltage, accident, misuse, abuse, negligence or any damage caused by use of the product by the purchaser or others. This warranty does not cover non-EWP products that have been exposed to wet or corrosive environments. This warranty does not cover stainless steel surfaces that have not been properly maintained.

NO OTHER WARRANTIES. VIKING MAKES NO WARRANTIES RELATING TO ITS PRODUCTS OTHER THAN AS DESCRIBED ABOVE AND DISCLAIMS ANY EXPRESS OR IMPLIED WARRANTIES OR MERCHANTABILITY OR FITNESS FOR ANY PARTICULAR PURPOSE.

EXCLUSION OF CONSEQUENTIAL DAMAGES. VIKING SHALL NOT, UNDER ANY CIRCUMSTANCES, BE LIABLE TO PURCHASER, OR ANY OTHER PARTY, FOR CONSEQUENTIAL, INCIDENTAL, SPECIAL OR EXEMPLARY DAMAGES ARISING OUT OF OR RELATED TO THE SALE OR USE OF THE PRODUCT SOLD HEREUNDER.

EXCLUSIVE REMEDY AND LIMITATION OF LIABILITY. WHETHER IN AN ACTION BASED ON CONTRACT, TORT (INCLUDING NEGLIGENCE OR STRICT LIABILITY) OR ANY OTHER LEGAL THEORY, ANY LIABILITY OF VIKING SHALL BE LIMITED TO REPAIR OR REPLACEMENT OF THE PRODUCT, OR AT VIKING'S OPTION, REFUND OF THE PURCHASE PRICE AS THE EXCLUSIVE REMEDY AND ANY LIABILITY OF VIKING SHALL BE SO LIMITED.

IT IS EXPRESSLY UNDERSTOOD AND AGREED THAT EACH AND EVERY PROVISION OF THIS AGREEMENT WHICH PROVIDES FOR DISCLAIMER OF WARRANTIES, EXCLUSION OF CONSEQUENTIAL DAMAGES, AND EXCLUSIVE REMEDY AND LIMITATION OF LIABILITY, ARE SEVERABLE FROM ANY OTHER PROVISION AND EACH PROVISION IS A SEPARABLE AND INDEPENDENT ELEMENT OF RISK ALLOCATION AND IS INTENDED TO BE ENFORCED AS SUCH.

Product Support: (715) 386-8666

Due to the dynamic nature of the product design, the information contained in this document is subject to change without notice. Viking Electronics, and its affiliates and/or subsidiaries assume no responsibility for errors and omissions contained in this information. Revisions of this document or new editions of it may be issued to incorporate such changes.