

2-Way Ringdown Circuits/Line Simulators

Ideal for Inter-System Communication
or Demos



Model DLE-200B



Model DLE-300



**Y2K
Compatible**

30+ YEARS!
*100's of Products,
1000's of Telecom Solutions!*

Provided by

VIKING ELECTRONICS

Hudson, WI 54016 • (715) 386-8861
Sales@VikingElectronics.com

Visit Our Web Site: <http://www.VikingElectronics.com>

Telecom Solutions for the 21st Century



Fax Back Doc. No 605



DLE-200B

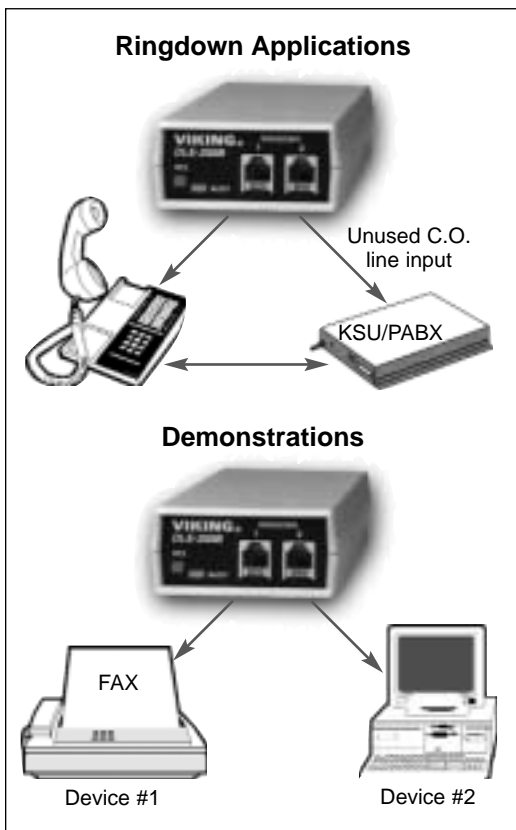
The **DLE-200B** allows two-way communication between two telecom devices or systems and provides sales people with a cost effective, easy to use method of conducting on-site demonstrations. The **DLE-200B** eliminates the need to locate phone lines and disrupt the customer's phone service during product demonstrations.

This compact unit (4.75" x 2.75" x 1.38") provides 2 seconds on, 4 seconds off, interrupted 20HZ ringing and 32V talk battery to demonstrate virtually any telephone device. Compatible with modems, fax machines, answering machines and feature phones, the **DLE-200B** also functions as a two-way ringdown circuit.

When either telecom device goes off-hook, the **DLE-200B** provides 2 seconds of precise dial tone, then rings the other device until answered. *A 120V AC UL listed power supply is included.*

Applications include:

- Demonstrations:
 - fax machines
 - modems
 - phone systems
 - feature phones
 - any telecom device
- Classroom training
- Courtesy phones
- Elevator and emergency phones
- Inter-phone system communications
- Interfacing "ring-trip" devices:
 - Dialogic or Rhetorex cards
 - Dictaphone equipment
 - Electronic key systems
- Distinctive ringing
- Prison phones
- Scanning documents into P.C. based fax boards
- Fax machine repair
- Modem repair
- Communication between modems without phone lines



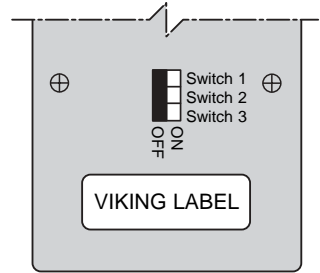
There are different features available by changing the switch settings or by clipping the internal jumpers (see below). The **DLE-200B** is shipped factory set for standard applications with all features enabled.

Switch Settings for Distinctive Ringing

SW-1	SW-2	RINGING CADENCE
ON	ON	LONG, LONG
OFF	ON	SHORT, SHORT, LONG
ON	OFF	SHORT, LONG, SHORT
OFF	OFF	2 SECOND ON, 4 SECOND OFF

Switch #3 attenuates audio volume between devices by 9dB when in the "ON" position.

Bottom View



By **CLIPPING** the internal jumpers on the circuit board of the **DLE-200B**, the unit can:

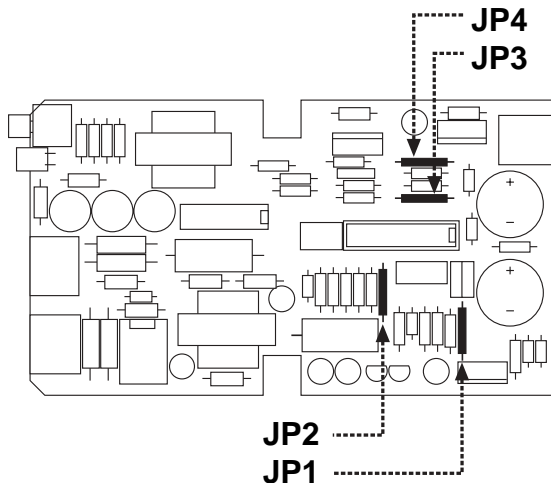
Jumper 1: Eliminate the CPC signal.

Jumper 2: Enable only 5 rings (normally the **DLB-200B** continues to ring the second device until answered).

Jumper 3: Convert the unit to a **ONE-way** ringdown circuit. Rings from Device 1 to Device 2 only.

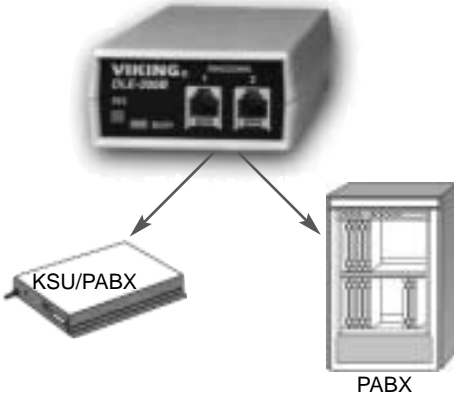
Jumper 4: Eliminates the two seconds of dial tone, causing the other device to begin ringing immediately.

Caution:
Personnel and work area should be grounded and power removed before handling the circuit board.



Trade Shows or Customer Demonstrations

Communicate Between Phone Systems without Using Outside Lines



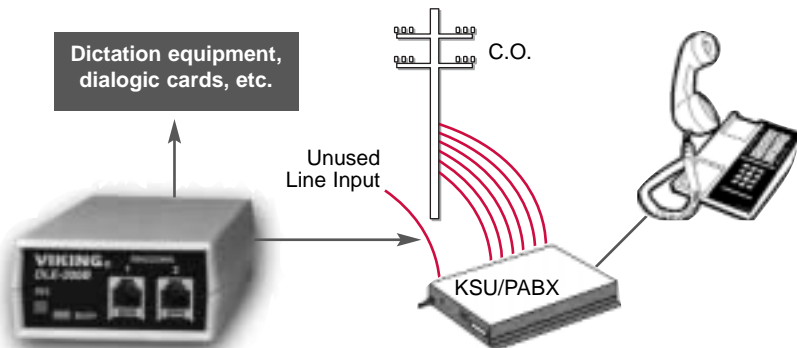
By using the **DLE-200B** with 2 phone systems you can demonstrate the ringing on the phone systems and all the features. The **DLE-200B** eliminates the need to locate phone lines and disrupt the phone service during the demonstration. Demonstrations can be complete and comprehensive, but non-disruptive.

Using Dictaphone Dictation Equipment, Dialogic Cards, etc. on Electronic Key

Many electronic key systems will not support Dictaphone dictation equipment, Dialogic cards (or any equipment that requires interaction with a Touch Tone phone) connected to the key system single line or OPX station card. Proprietary key telephones do not send Touch Tones (only data) on a station to station call.

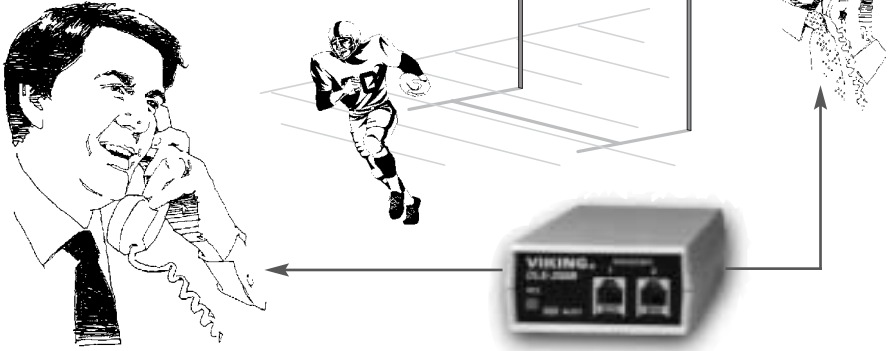
Proprietary key telephones will send Touch Tones on outside calls. Connect a Viking **DLE-200B** ringdown circuit to an unused key system line input. Then connect the Touch Tone interactive equipment to another **DLE-200B** port. When a key system user selects that line position, the **DLE-200B** will ring the Touch Tone interactive equipment and it can now send the Touch Tone commands.

Because the **DLE-200B** has much lower audio loss than a central office, the Touch Tones will be too "HOT" in most applications. They should be attenuated by setting switch 3 to the "ON" position.



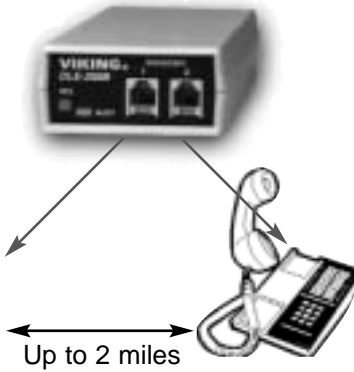
Sporting Events: Coach in Pressbox to Coaches and Players on Sideline

Eliminates Installing Phone Lines!



For Dedicated Communication Between 2 Phones

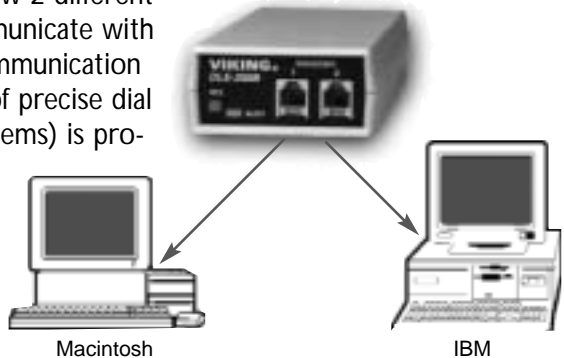
Eliminates the Need for Station Circuits, Phone Systems or C.O. Lines



- Prison Phones
- Courtesy Phones
- Infra and Inter-Office Communications
- Warehouses
- Elevator Phones

Communicating Between 2 Different Computers

The **DLE-200B** will allow 2 different types of computers to communicate with each other utilizing your communication software. Two (2) seconds of precise dial tone (required by most modems) is provided.





Hotel Check-out Time

Let Your Customers Use a Phone to Pick Up Their Car

Instead of lining up at the lobby desk to pick up their cars, have guests pick up a phone which connects to the parking area. By using Viking's **Model K-1500P-W** wall phone or the **K-1500P-D** desk phone with the **DLE-200B** you can accomplish just that. The **DLE-200B** detects the off-



Hotel parking lot. How may I help you?



Valet parking courtesy phones
K-1500P-W (wall)
or K-1500P-D (desk)



hook on the courtesy phone and sends ringing to the phone connected to the other port until answered. Hotel desk staff are then free to take care of guests who are checking in and checking out, resulting in improved guest services. Great for hotels where large convention crowds check-in and check-out en masse.

Emergency Phones

When the button on the Viking **E-10/20A/30** emergency phone is pressed, the **DLE-200B** provides ringing to the security phone.



Parking lot Security. How may I help you?

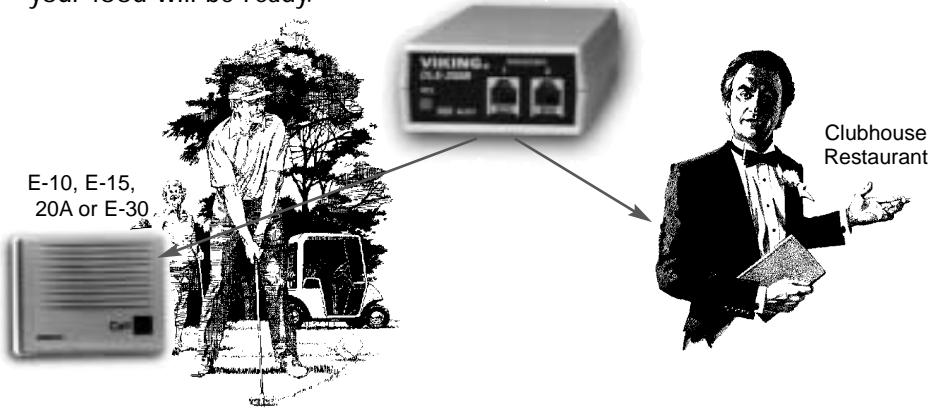
Help! I've fallen and I can't get up!!

E-30



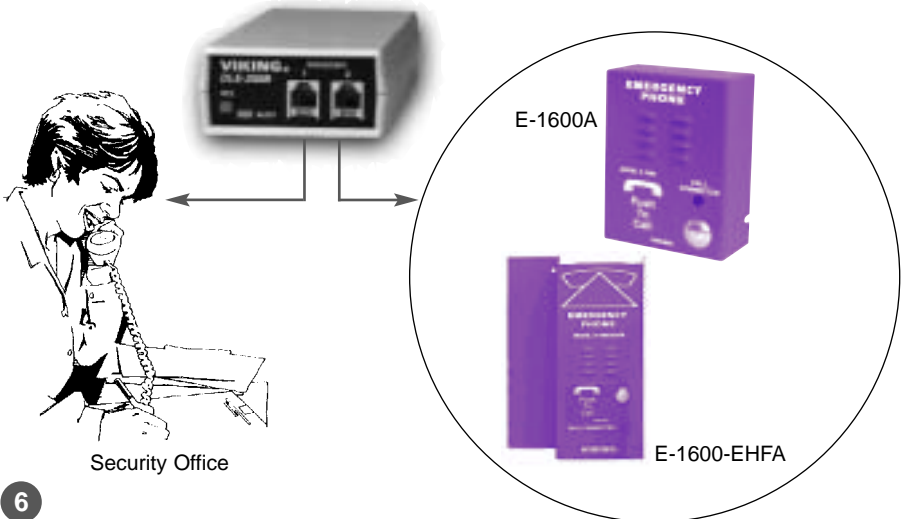
Communicate from the 18th Hole... ...to the Clubhouse Restuarant

In this application your food and beverage can be ready when you come in from the eighteenth green. Just press and hold the button (when using E-15) on the **E-10, E-15** or **E-20A**, activating the **DLE-200B**, providing ringing into a phone in the restaurant connected to the **DLE-200B**. Place your food order and by the time you get to the restaurant your food will be ready.




Elevator or Emergency Phones

By using the **DLE-200B** with elevator phones an extra phone circuit is not needed. Plug the elevator phone into one of the ports on the **DLE-200B** and the security phone into the other port. When used with a conventional phone in an elevator application, the **DLE-200B** eliminates the risk of long distance fraud.




Demonstrate the Features of Fax Machines, Answering Machines, Feature Phones, Modems, Key Systems, PABX's or any telecom device

Eliminates Disrupting your Customer's Phone Lines.

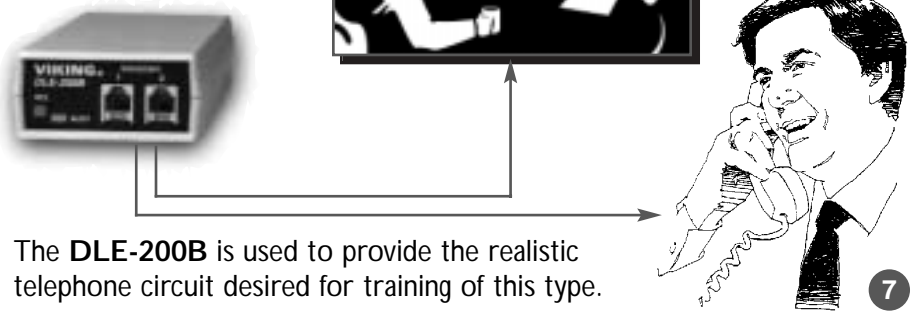


The **DLE-200B** will provide CPC when demonstrating answering machines.



Training:

- Classroom
- Telemarketing
- Hostage Negotiating
- Attendant/Receptionist



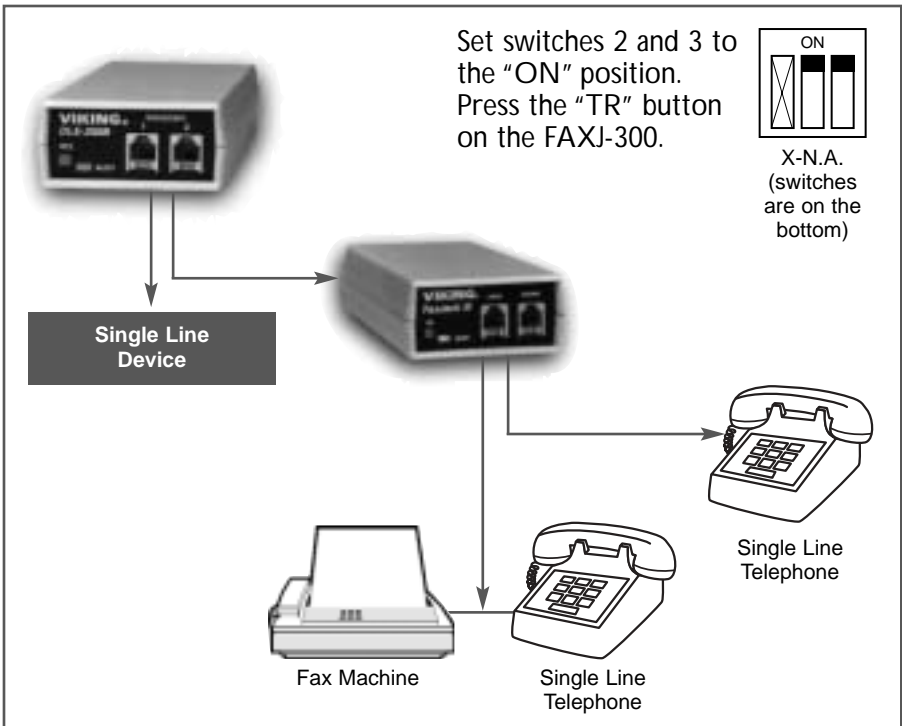
The **DLE-200B** is used to provide the realistic telephone circuit desired for training of this type.

Demonstrate Custom Ringing

Demonstrate the FAXJ-300 and PDF-2 Custom Ringing Detection

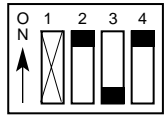
The **DLE-200B** can generate 4 different distinctive ringing patterns. The **FAXJ-300** or **PDF-2** must be set to the custom ring detection mode by setting the proper switches (see the appropriate Tech Practices). The following chart shows the ringing patterns generated for each switch setting on the **DLE-200B** and the port the call will be directed to on the **FAXJ-300** or **PDF-2**.

Switch Settings on the DLE-200B		Ring Pattern Generated by the DLE-200B	Port the Call will be directed to By:	
SW-1	SW-2		FAXJ-300	PDF-2
OFF	OFF	2 SECOND "ON" 4 SECOND "OFF" (NORMAL)	PHONE	PHONE
ON	OFF	SHORT, LONG, SHORT	NONE	MODEM
OFF	ON	SHORT, SHORT, LONG	NONE	MODEM
ON	ON	LONG, LONG	DATA	FAX





Set switches 2 and 4 to the "ON" position and switch 3 to the "OFF" position. Press the "RESET" button on the PDF-2.

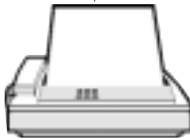


X-N.A.

Single Line Device



Modem

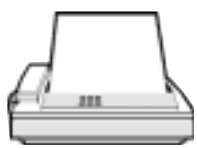


Fax Machine

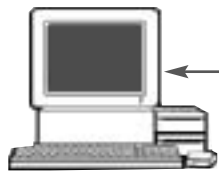


Single Line Telephone

Use your Fax Machine as a Full Page Scanner for your Fax Board



Fax Machine



Fax Board (Modem)



Fax Back Doc. No 607



DLE-300

The **DLE-300** advanced Line Simulator provides sales people, technicians, engineers, etc. with a cost effective, easy to use method of conducting on-site demonstrations or diagnostics, eliminating the need to locate phone lines and disrupt the customer's phone service.

The Line Simulator provides two way communication between standard analog telecom products such as modems, fax machines, Key Systems, PABX's as well as standard telephones.

The **DLE-300** Line Simulator produces standard or distinctive AC ringing, DC talk battery, caller ID data, precise dial tone, ring back, busy, SIT, reorder tone, and provides CPC on disconnect.

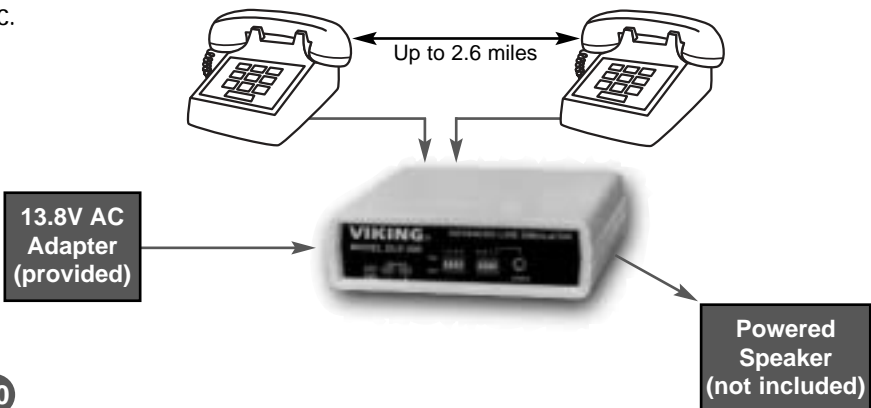
Features:

- Supports all high speed data
- Produces name and number caller ID data
- Audio input/output for recording voice prompts
- 40V DC talk battery
- Precise call progress tones (dial tone, ringback, busy and reorder)
- Produces special interrupt tones
- Standard and distinctive 20 Hz AC ringing
- Provides CPC breaks after disconnect
- Touch Tone detection
- Ringdown mode (no Touch Tones required)
- 911 trainer mode for classroom training
- One year warranty

Installation/Applications

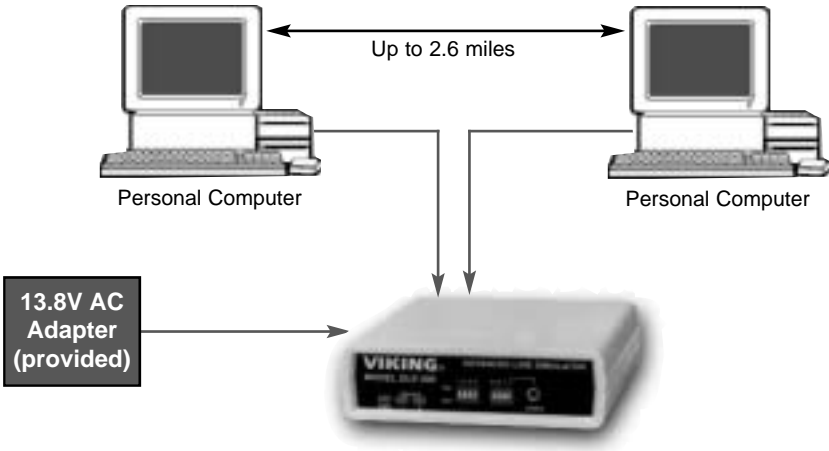
A. Demonstrations and Classroom Training

The **DLE-300** is ideal for on-site product trainings at trade shows and perspective customer sites. It can also be configured as a 911 trainer for classrooms, etc.



B. High Speed Data Communication

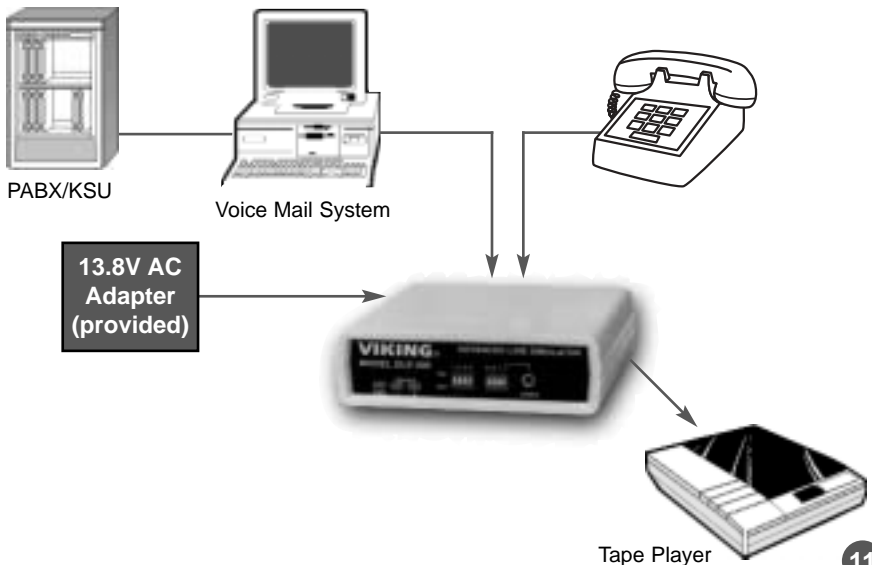
The **DLE-300** will support the data speeds of your supporting peripherals.



*Important: A UPS/surge protector is recommended. The **DLE-300** is NOT protected from power surges and will not operate during power failures.*

C. Programming and Recording Voice Mail Systems and Other Voice Products.

Using the **AUDIO** input jack, the **DLE-300** can be used to program and record nearly any voice related product.



D. Point to Point Communication

The **DLE-300** can be configured as a ringdown circuit for instantaneous point to point telephone communications.



Important: A UPS/surge protector is recommended. The **DLE-300** is NOT protected from power surges and will not operate during power failures.

Internal Jumpers

Removing internal jumpers may be used to disable specific features (see diagram).

1. CPC signal

Remove shunt **JP1** to disable CPC signal.

2. Caller ID

Remove shunt **JP2** to disable all "Caller ID" data.

3. Ring Count

Remove shunt **JP3** to disable the maximum ring count.

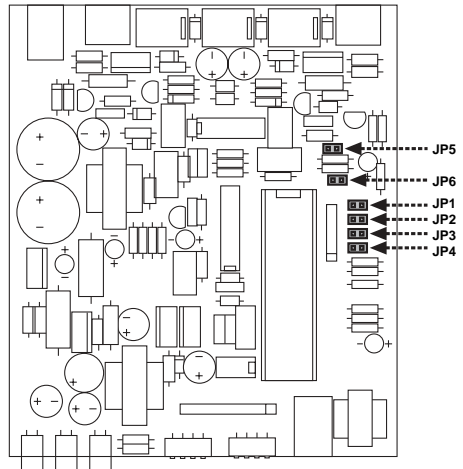
4. Reorder

Remove shunt **JP4** to change the 10 seconds of reorder tone (fast busy) that are given when the other phone hangs up, to 10 seconds of continuous dial tone.

5. Attenuation

The two device ports are directly connected together offering no signal loss between the devices. Move shunt from **JP5** to **JP6** to attenuate the audio volume between the devices by 9 db (typical of most C.O. lines).

DLE-300 Circuit Board



2-Way Ringdown Circuits/Line Simulators Provide Point-to-Point Communication

Model DLE-200B



Fax Back Doc. No 605



Model DLE-300



Fax Back Doc. No 607



*Shockwave Demos
On-Line.*

To receive a complete **Product Catalog**
or **Free Helpful Guides** call or E-mail us!

Other Free Helpful Guides:

ADA Guide In Plain English

Fax Back Doc. No 842



**Digital Announcers
Buyers Guide**

Fax Back Doc. No 841



**Access Control/Door Entry
System Buyers Guide**

Fax Back Doc. No 846



Provided by

VIKING ELECTRONICS

Hudson, WI 54016 • (715) 386-8861

Help@VikingElectronics.com

Visit Our Web Site: <http://www.VikingElectronics.com>

Telecom Solutions for the 21st Century