



# TECHNICAL Practice

**TELECOM SOLUTIONS FOR THE 21ST CENTURY**

**DLE-200B**

**Two Way Phone  
Line Simulator**

May 4, 2000

## **Two Way Phone Line Simulator Ideal for Intersystem Communication and Demos**

The **DLE-200B** Line Simulator produces two way communication between standard telecom products such as modems, fax machines, Key Systems, PABX's and standard single line telephones. The Line Simulator can also provide sales people with a cost effective, easy to use method of conducting on site demonstrations, eliminating the need to locate phone lines and disrupt the customer's phone service.



The **DLE-200B** Line Simulator provides precise dialtone, DC talk battery and standard or distinctive ringing. The unit also provides a CPC break on hang up.

### **Features**

- Compatible with fax machines and modem speeds up to 28.8 kbps
- Precise dial tone
- 32VDC talk battery
- Switch selectable ring cadence
- Provides CPC breaks after hang-up on either port
- Switch selectable audio attenuation
- Provides 2 seconds of precise dial tone after off-hook
- Provides ring back signal to calling device
- One or two way ring down capability
- Jumper selectable ring count

[info@vikingelectronics.com](mailto:info@vikingelectronics.com)

<http://www.vikingelectronics.com>

### **Applications**

- Dedicated point-to-point communications (ringdown circuits)
- Programming PC based voice products
- Connecting dictaphone equipment to Electronic Key Systems
- Intersystem TIE line
- Courtesy phones
- Demonstrating telecom equipment at trade shows, meetings, etc.
- Connecting modems together

**Phone...715.386.8861**

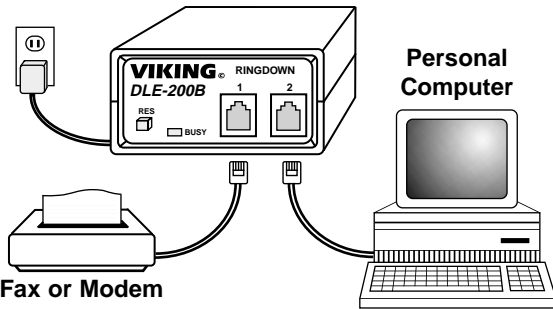
### **Specifications**

**Power:** 120V AC/13.8V AC 1.25A, UL listed adapter provided  
**Dimensions:** 120mm x 70mm x 35mm (4.75" x 2.75" x 1.38")  
**Shipping Weight:** .72 kg (1.59 lbs)  
**Environmental:** 0° C to 32° C (32° F to 90° F) with 5% to 95% non-condensing humidity  
**Ringer Output:** 2.0 REN load  
**Loop Length:** 4.2 km (2.6 mi) maximum - 24 AWG twisted pair  
**Maximum Data Speed:** 28,800 bps  
**Connections:** (2) RJ11 jacks

# Installation and Applications

Simply go off-hook on either port to initiate a call.

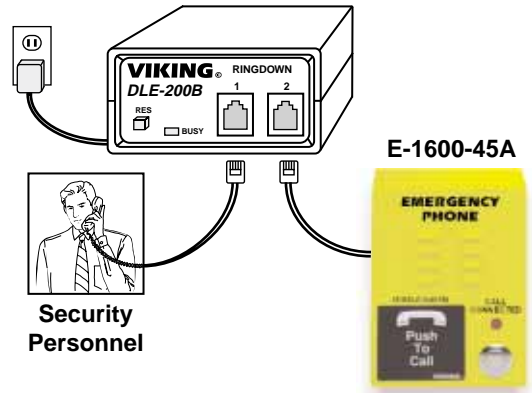
## A. Demonstrations



Fax or Modem

**Note:** In Fax/Modem applications, it may be necessary to reduce the volume level. See **Programming**, section A.

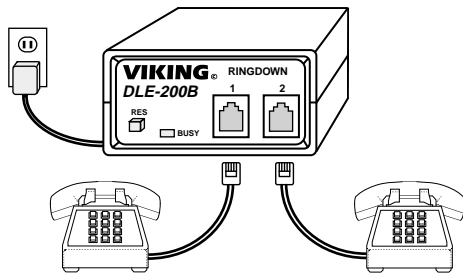
## C. Emergency Applications



Security Personnel

**Note:** For more information on the 1600A Series Emergency Phones, retrieve **Fax Back Document 215**.

## B. Ringdown Applications



**IMPORTANT:** A surge protector is recommended in ALL applications. The **DLE-200B** is **NOT** protected against power surges.

# Programming

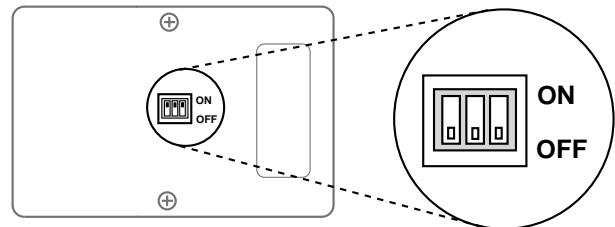
Several features can be set by changing switch settings on the bottom of the **DLE-200B** or by clipping internal jumpers. The **DLE-200B** is shipped for standard applications.

## A. DIP Switch Programming

Switch 1	Switch 2	Ringling Cadence
ON	ON	Long-Long
OFF	ON	Short-Short-Long
ON	OFF	Short-Long-Short
OFF	OFF	2 seconds ON, 2 seconds OFF

DIP switch 3 decreases the audio volume between devices by 9 dB when in the ON position.

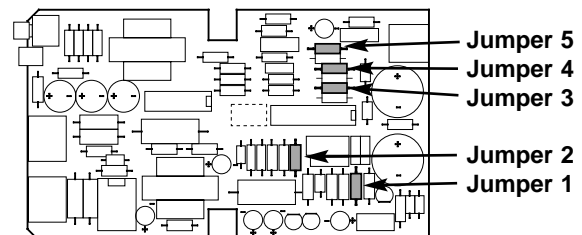
Bottom View of the DLE-200B



## B. Internal Jumpers

Jumper	Clipping these jumpers will have the following effects:
1	Eliminates the CPC break.
2	Enables only 5 rings (normal - ring until answer).
3	One-way ringdown circuit. Rings from device 1 to device 2 only.
4	Eliminates the 2 seconds of precise dial tone.
5	150ms CPC break time (normal - 2 seconds).

Internal View of the DLE-200B



**Product Support Line...715.386.8666**

**Fax Back Line...715.386.4345**

Due to the dynamic nature of the product design, the information contained in this document is subject to change without notice. Viking Electronics, and its affiliates and/or subsidiaries assume no responsibility for errors and omissions contained in this information. Revisions of this document or new editions of it may be issued to incorporate such changes.