

Telecommunication Peripheral Products
Technical Practice

PZ-4
Multi-Zone Pager
with ALL CALL

August 10, 2000

Multi-Zone Paging Amplifier with "ALL CALL"



The **PZ-4** Multi-Zone Pager provides Touch Tone paging for up to 4 zones plus "ALL CALL" paging. The **PZ-4** will work with most electronic key systems, 1A2 systems, PABX's and No-KSU telephones. Two volume controls are provided to adjust sound levels with up to 2.5 watts peak power per zone. The **PZ-4** wires into a single unused C.O. line input.

The **PZ-4** is perfect for paging into conference rooms, lunch rooms, common areas or any area where a telephone is either not present or not loud enough. The user simply presses the line access button and enters a single Touch Tone digit. The user may move the page from one zone to the next without hanging up.

<http://www.VikingElectronics.com>

[E-mail...Sales@VikingElectronics.com](mailto:Sales@VikingElectronics.com)

Features

- (4) selectable paging zones
- "All Call" capability
- Provides 12V DC talk battery for use on unused trunk ports or directly with analog phones
- Separate paging volume control for two zones

Made in the U.S.A.

Sales...(715) 386 - 8861

Applications

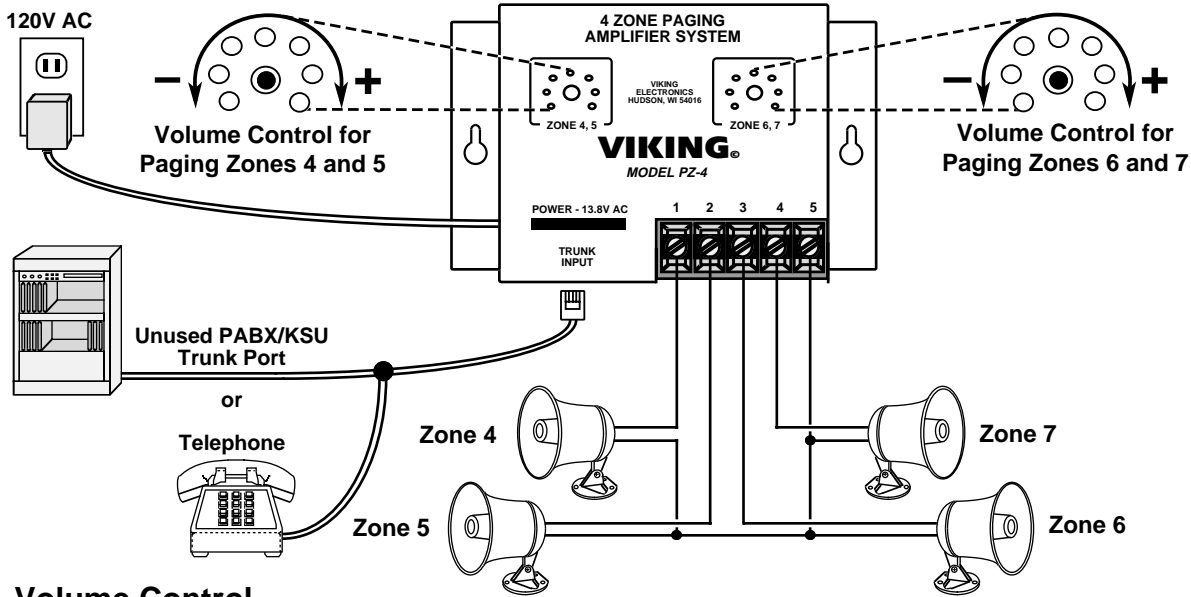
Any paging where selectable zones are required:

- Office
- Warehouse
- Multi-business office suites

Specifications

Power: 120V AC/13.8V AC 1.25 UL listed adapter provided
Dimensions: 133mm x 89mm x 44mm (5.25" x 3.5" x 1.75")
Shipping Weight: 1.36 kg (3 lbs)
Environmental: 0°C to 32°C (32°F to 90°F) with 5% to 95% non-condensing humidity
Speakers: 25AE 8 ohm 5 watt, (1) included, (3) maximum
Talk Battery: 12V DC
Connections: RJ-11 and screw terminal strip
Maximum Speaker Cable Length: 91m (300 ft.)
Amplifier: 2.5 watts peak per zone, (4) zones

Installation/Programming

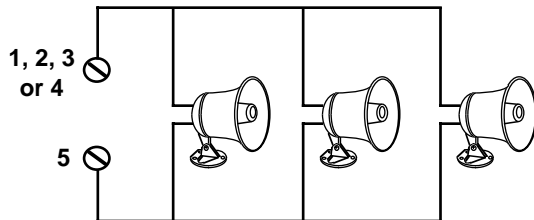


A. Volume Control

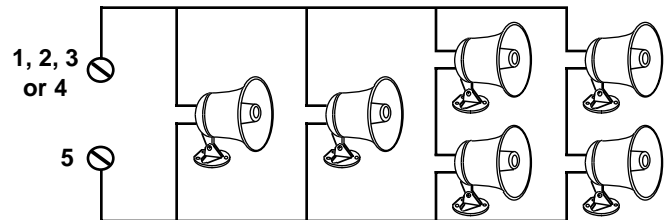
Along with the volume control switches on the front of the PZ-4, the volume can also be controlled through the wiring of the PZ-4.

Note: If reduced volume is desired in one zone only, install a mono volume control (Radio Shack # 40-980) or 70 volt speaker transformers with adjustable straps.

1. Parallel

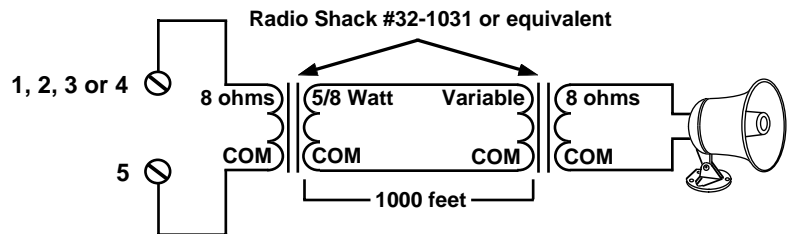
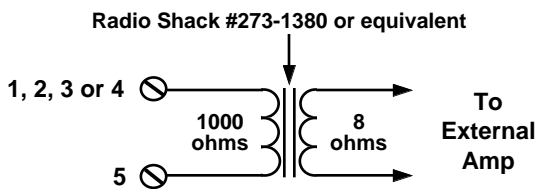


2. Series/Parallel



B. Adding a Paging Amplifier

Connect 1,2,3 or 4 to the green wire from the Radio Shack transformer(s). Connect 5 to the blue wire from all Radio Shack transformers. **Note:** Very long runs may require step-up transformers.



Operation

Select the assigned line button and lift the handset. The zone numbering is 4, 5, 6 and 7. To select zone 4 simply push digit "4" on your Touch Tone phone. The PZ-4 will work only with DTMF Touch Tone dial pads. The user may then select zones 5, 6 or 7 without hanging up the handset. Press digit "8" for "All Call" paging to the four zones.

Product Support Line...(715) 386-8666

Fax Back Line...(715) 386-4345

Due to the dynamic nature of the product design, the information contained in this document is subject to change without notice. Viking Electronics, its affiliates and/or subsidiaries assume no responsibility for errors and/or omissions contained in this information. Revisions of this document or new editions of it may be issued to incorporate such changes.